

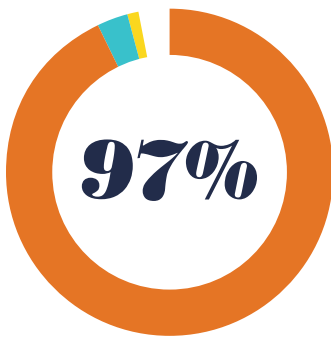
# Career Outcomes



McINTIRE SCHOOL  
of COMMERCE

## 2018-2020 Highlights

➔ **ON-GROUNDS RECRUITING ACTIVITY** remained strong, with more than 300 organizations recruiting McIntire students at the University.



### Undergraduate Outcomes

As of Aug. 23, 97% of the undergraduate Class of 2019 indicated they had accepted a position (**93%**), were enrolling in graduate school (**3%**), or were not in the job market (**1%**).

### Average Salary

**\$78,315**

The average annual base salary for the undergraduate Class of 2019 is \$78,315; the median annual base salary is \$80,000.

### ... Plus Bonuses

- ▶ The average signing bonus for the undergraduate Class of 2019 is \$10,859 (67% reporting).
- ▶ The average relocation bonus is \$5,592 (20% reporting).
- ▶ The average estimated annual bonus is \$22,888 (53% reporting).

### Graduate School Destinations

A total of 10 B.S. in Commerce Class of 2019 graduates (**3%** of the class) indicated they have enrolled in graduate degree programs, most of which include finance and law.

#### CLASS OF 2019

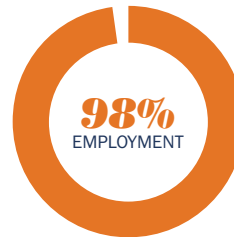
### Summer Internships Lead to . . .

**Ninety-two percent** (324 students) of the undergraduate Class of 2019 indicated they had an internship during the summer before their fourth year at McIntire. Of these students, 59% (191 students) received full-time job offers, and 58% (187 students) accepted full-time employment with the company at which they interned.

#### CLASS OF 2020

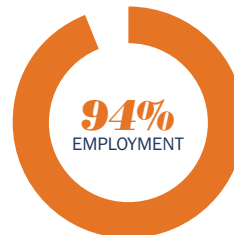
### Summer Internships Are Strong

As of Aug. 23, **91%** (317 students) of the undergraduate Class of 2020 indicated they had an internship during the summer prior to their fourth year at McIntire. The average internship monthly wage is \$6,002; the average internship hourly wage is \$28.



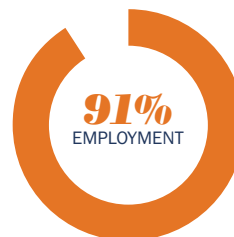
### M.S. in Accounting

As of Aug. 23, 98% of the M.S. in Accounting Class of 2019 reported being employed. The average base salary is \$61,029; the median annual base salary is \$60,000.



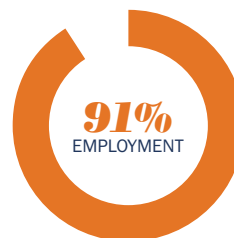
### M.S. in Commerce

As of December 2018, 94% of the M.S. in Commerce Class of 2018 reported being employed. The average annual base salary is \$67,557; the median annual base salary is \$69,500.



### M.S. in Global Commerce

As of November 2018, 91% of the M.S. in Global Commerce Class of 2018 reported being employed. The global average salary is \$57,985.



### M.S. in Business Analytics

At graduation, 91% of reporting M.S. in Business Analytics Class of 2019 graduates were employed at graduation.



### M.S. in the Management of Information Technology

At graduation, 98.5% of M.S. in the Management of Information Technology Class of 2019 graduates reported being employed.